



COVID-19 TESTING FOR OFFICIALS

RECRUIT. EDUCATE. DEPLOY. DEVELOP.

#TOGETHERWEAREBASKETBALL

WWW.BASKETBALLENGLAND.CO.UK

#REDD



COVID IMPACT AND RETURN TO PLAY

- Impact on Basketball
- Elite considerations - DCMS/PHE
- NBL/WNBL protocols
- Lateral Flow Testing – Early learnings

#REDD



SELF-TESTING DEMONSTRATION



#TOGETHERWEAREBASKETBALL
WWW.BASKETBALLENGLAND.CO.UK



#TOGETHERWEAREBASKETBALL

Test Procedure

Nasopharyngeal swab

- 1 Insert a swab into the nostril of the patient, and swab over the surface of the posterior nasopharynx.
- 2 Insert the swab into an extraction buffer tube, and stir it more than 5 times while squeezing the tube.



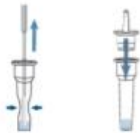
Nasal swab

- 1 After getting a patient to blow one's nose, insert a swab into each turbinate and rotate it 5 times on both sides.
- 2 Insert the swab into an extraction buffer tube, and stir it more than 10 times while squeezing the tube.



Analysis

- 1 Remove the swab while squeezing the sides of the tube, and press the nozzle cap tightly onto the tube.
- 2 Apply 3 drops of extracted specimen to the sample hole of the test device.
- 3 Read the test result in 15-30 min. Do not read after 30 min.



** Do not read test results after 30 min.
It may give false results.

Test results

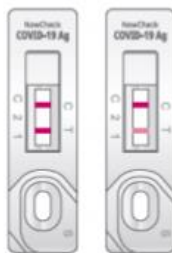
Read test results between **15-30min**.

Test Result

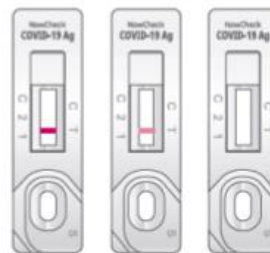
Negative



Positive



Invalid



An invalid test should be repeated.

- Test contents
- Opening the swab
- Head positioning
- Uncomfortable but not painful



TESTING PROTOCOL FOR OFFICIALS



WHY ARE WE TESTING OFFICIALS?

- Increase confidence in officiating basketball in the NBL and WNBL
- Identify asymptomatic COVID cases before they are able to spread the virus within the game
- Allow for officials to meet from different parts of the country with reduced risk of COVID transmission

#REDD

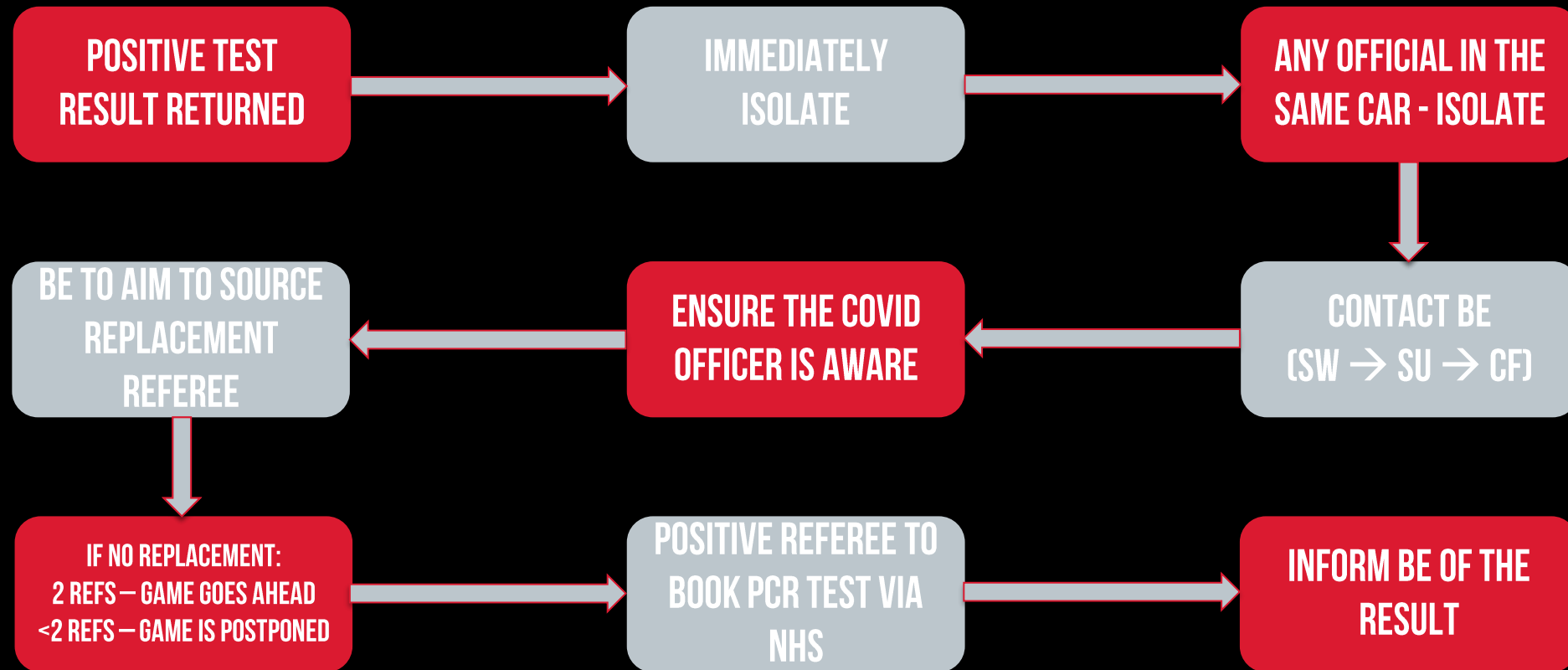


GAME DAY 1 PROCESS (GD1P)

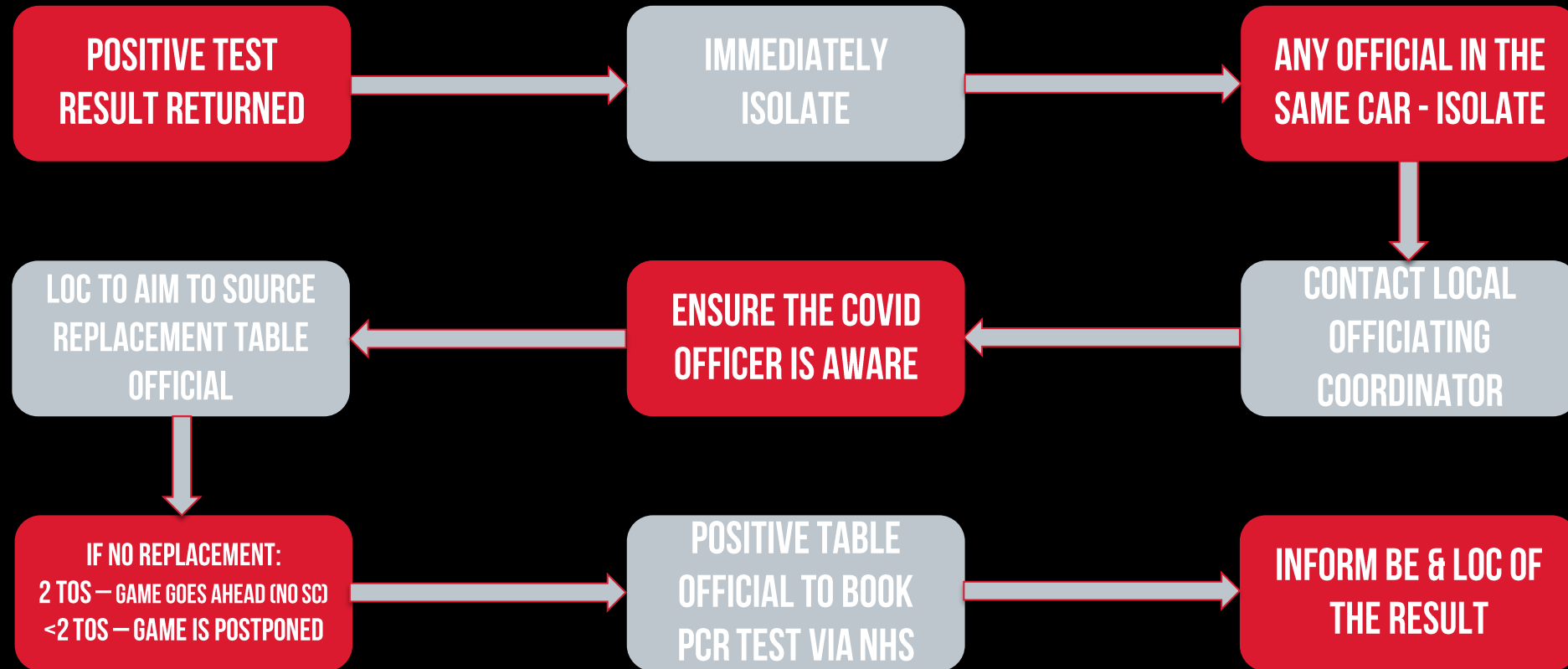
- Arrive at the venue 1 hour 15 minutes prior to tip-off
- Complete LFT at least 1 hour prior to tip-off
- **Ensure you collect an additional TWO tests to take home**
- What happens if I test positive?

#REDD

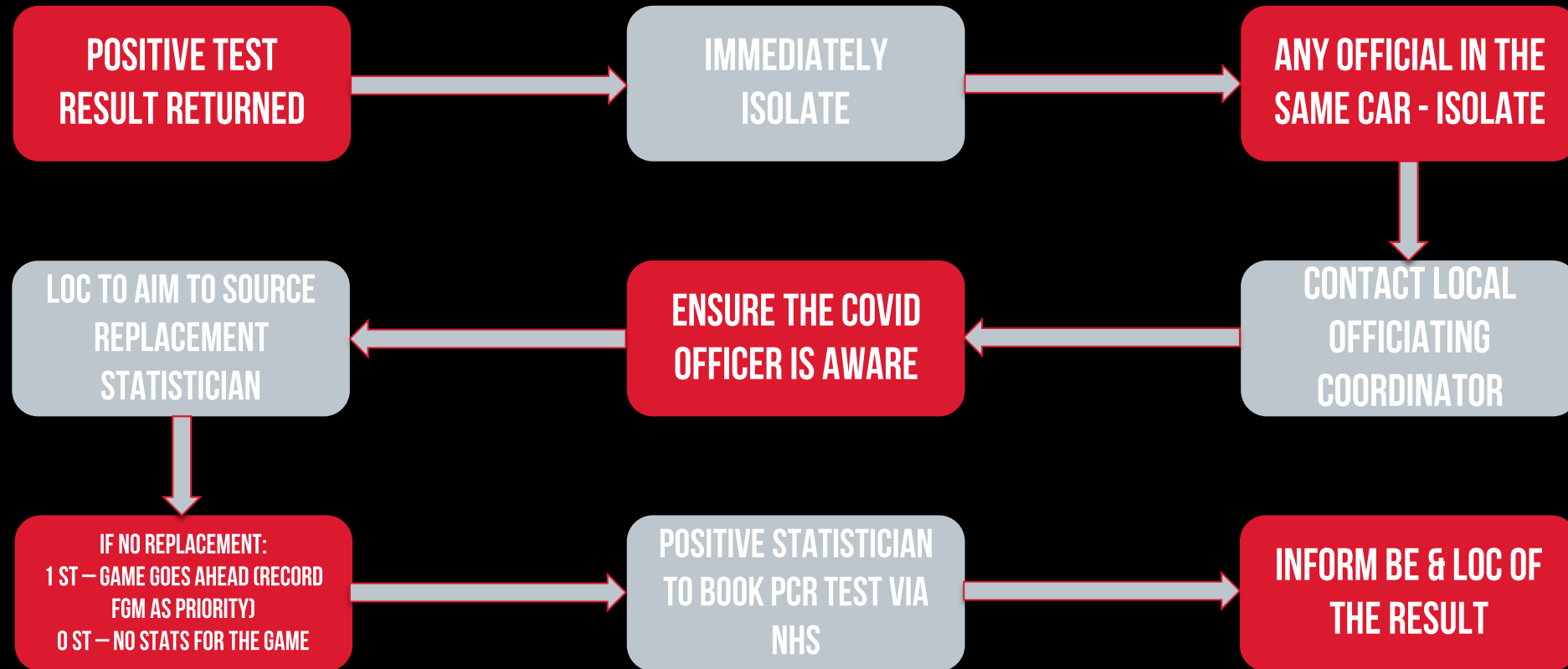
GD1P – POSITIVE RESULT – REFEREE



GD 1P — POSITIVE RESULT — TABLE OFFICIAL



GD 1P — POSITIVE RESULT — STATISTICIAN



GD1P — POSITIVE RESULT

- If you have travelled in the car with someone who returns a positive result on LFT, you must isolate until the result of the person's PCR is returned
- If PCR is positive, you are a **close contact**, and therefore must isolate for 10 days
- There is no need to take a PCR yourself, unless you develop symptoms



GAME DAY 2 PROCESS (GD2P)

- You have a testing kit available at home
- Take the test as close to 5pm on the Friday evening before your game as possible
- If **negative**, continue to follow RTP guidance including symptoms check and complete ProActive tracker on game day
- If **positive**, inform BE or LOC and book PCR test via NHS
- **Ensure you pick up a new LFT for your next game!**

#REDD

EXCEPTIONS TO TESTING

- If you are already being tested twice a week through work and/or other means, then there is no need to additionally test via BE
- If you have tested positive for Covid-19 you should not have another test for 90 days **unless you have developed new symptoms**



POINTS OF EMPHASIS

- Testing of participants is over and above the current RTP guidance and all previous guidance is still in place
- LFTs are not 100% accurate therefore there is still some risk of virus transmission
- If you do not feel safe officiating, **do not feel that you must officiate**

#REDD



Q & A

RECRUIT. EDUCATE. DEPLOY. DEVELOP.

#TOGETHERWEAREBASKETBALL

WWW.BASKETBALLENGLAND.CO.UK

#REDD



THANK YOU

RECRUIT. EDUCATE. DEPLOY. DEVELOP.

#TOGETHERWEAREBASKETBALL

WWW.BASKETBALLENGLAND.CO.UK

#REDD